

Bruma Chandelier

Dense

SALESHEET



A winter day, still and silent. A place suspended in time and space. A soft mist had arrived slowly, ending up enveloping everything around us.

The Bruma collection is a balance between density and absence. Something that leaves space, and this is an integral part of a structural, compositional, and material level.

Among these and with a detailed positioning study, we inserted the modules with illuminating profiles. The luminous effect is enhanced thanks to the semi-transparent nature of the glass, balancing shadows and lights.




We worked the glass matter by hand, using the cast glass technique, to create different modules of glass, in a semi-transparent slightly raw texture, like thin condensations of mist.

MATERIALS

MURANO GLASS AND ALUMINIUM

FINISHES



SILVER PLATED




BLACKENED NICKEL

MATERIALS

MURANO GLASS AND ALUMINIUM

FINISHES




CRYSTAL PULEGOSO



SMOKEY GREY

BRUMA CHANDELIER DENSE 125



DIMENSIONS

W49" X D17.5" X H19"

DIMMABLE

YES

LIGHT SOURCE

(INCLUDED)

3 PROPRIETARY LEDS.

TOT. 43.1W, 4652

LUMENS, 2700K WARM

WHITE. CRI>90. 75%

DOWNWARDS AND 25%

UPWARDS


LEAD TIME

10-14 WORKING WEEKS

Our lighting creations are made to order for our customers. For Bespoke, variations, custom pricing or information, please get in touch with us.

www.giopatocoombes.com/contact

BRUMA CHANDELIER DENSE 150



DIMENSIONS

W60.5" X D18" X H25"

DIMMABLE

YES

LIGHT SOURCE

(INCLUDED)

4 PROPRIETARY LEDS.

TOT. 59.2W, 6008

LUMENS, 2700K WARM

WHITE. CRI>90. 75%

DOWNWARDS AND 25%

UPWARDS

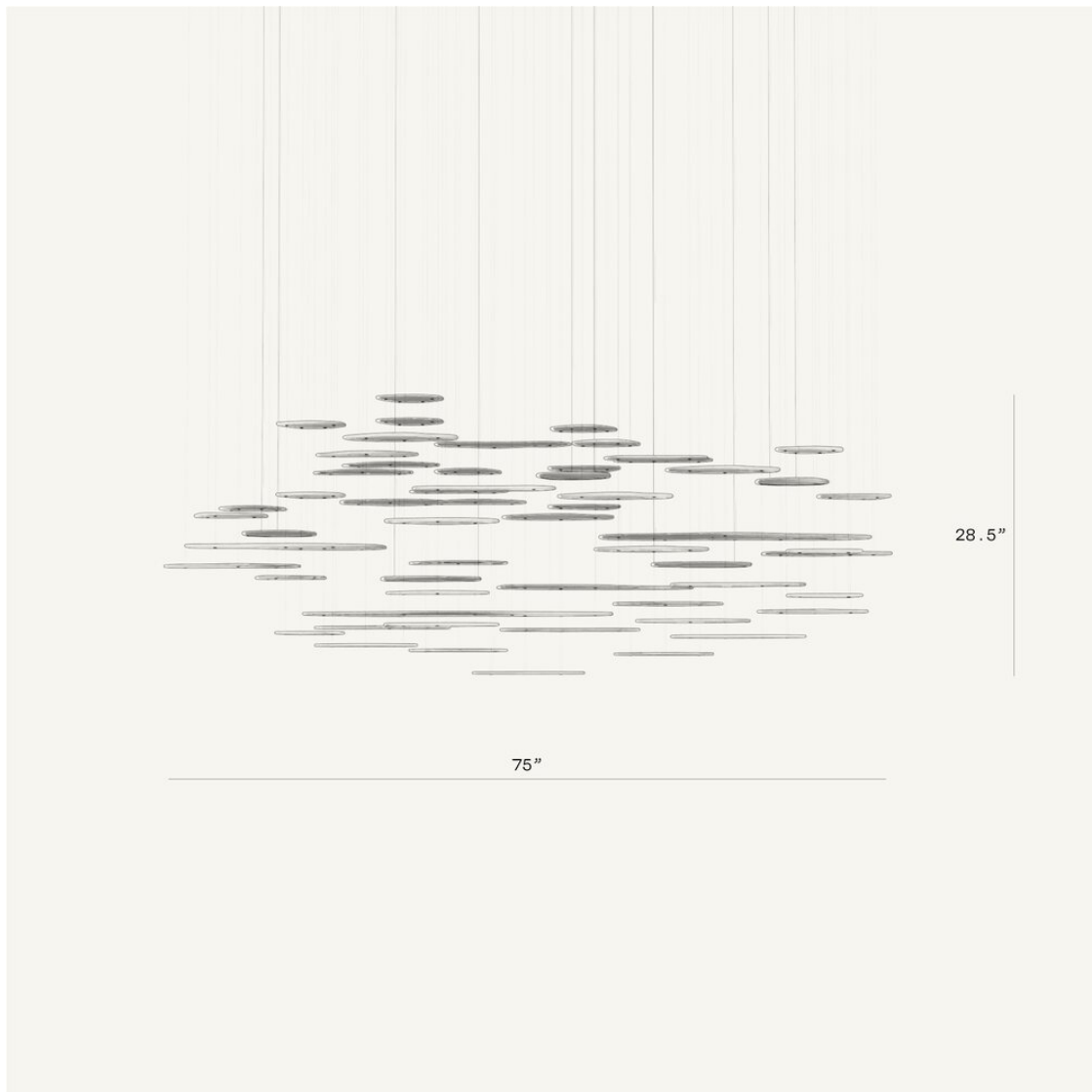
LEAD TIME

10-14 WORKING WEEKS

Our lighting creations are made to order for our customers. For Bespoke, variations, custom pricing or information, please get in touch with us.

www.giopatocoombes.com/contact

BRUMA CHANDELIER DENSE 190



DIMENSIONS

W75" X D17.5" X H28.5"

DIMMABLE

YES

LIGHT SOURCE

(INCLUDED)

5 PROPRIETARY LEDS.

TOT. 72.7W, 7656

LUMENS, 2700K WARM

WHITE. CRI>90. 75%

DOWNWARDS AND 25%

UPWARDS


LEAD TIME

10-14 WORKING WEEKS

Our lighting creations are made to order for our customers. For Bespoke, variations, custom pricing or information, please get in touch with us.

www.giopatocoombes.com/contact

BRUMA CHANDELIER DENSE 80



DIMENSIONS

W32" X D20.5" X H15.5"

DIMMABLE

YES

LIGHT SOURCE

(INCLUDED)

2 PROPRIETARY LEDS.

TOT. 29.6W, 3004

LUMENS, 2700K WARM

WHITE. CRI>90. 75%

DOWNWARDS AND 25%

UPWARDS

LEAD TIME

10-14 WORKING WEEKS

Our lighting creations are made to order for our customers. For Bespoke, variations, custom pricing or information, please get in touch with us.

www.giopatocoombes.com/contact

GIOPATO & COOMBES

For all enquiries, please contact our team at
www.giopatocoombes.com/contact